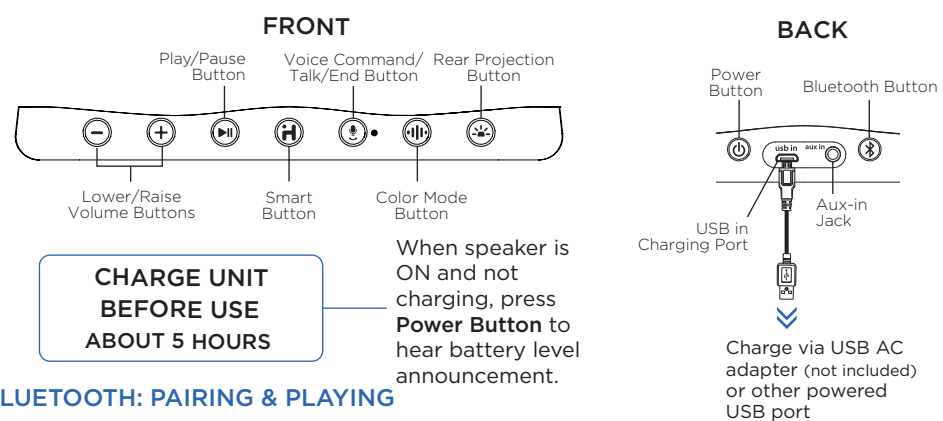
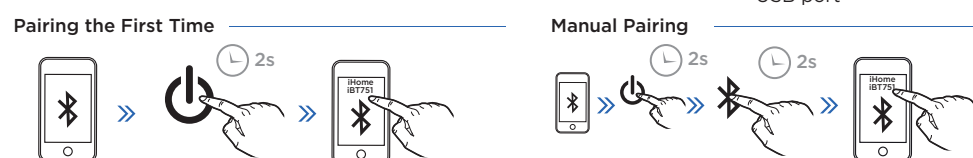


QUICK START GUIDE

In the Box » iBT751 speaker » USB Charging cable

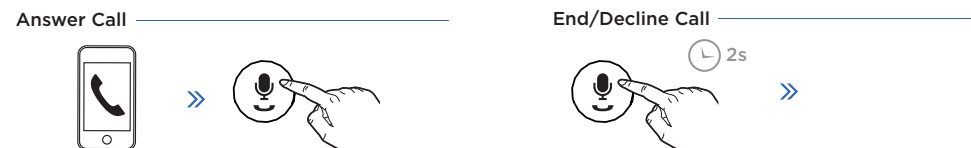


BLUETOOTH: PAIRING & PLAYING



- » Make your Bluetooth device "discoverable"
- » *Press and hold* the **Power Button** to turn on speaker. The first time the unit is powered on it will enter auto-pairing mode.
- » Select "iHome iBT751" on your device's Bluetooth menu to complete pairing.
- » **To manually pair**, power on speaker then *press and hold* **Bluetooth Button** for 2 seconds.
- » Press **Play/Pause Button** to play or pause Bluetooth audio. Press x2 to skip to next track. Press x3 to return to start of current track or go to previous track
- » To reset Bluetooth, *press and hold* **Bluetooth Button** for 10 seconds.

USING SPEAKERPHONE

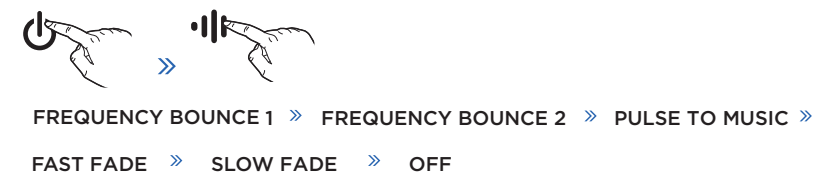


- » The speaker must be on and connected with a paired Bluetooth device to receive calls.
- » Press the **Voice Command/Talk/End Button** to answer incoming call. *Press and hold* to end/decline call.

AUX-IN

- » To play aux audio, connect a standard audio cable (not included) to the headphone jack of your audio device and connect the other end to the aux-in jack on iBT751.
- » Use controls on your device to listen to audio.
- » Make sure Bluetooth audio is paused: you will not hear Aux audio while Bluetooth audio is playing or a call is in progress.

COLOR CHANGING MODE



- » *Press and hold* the **Power Button** to power on the iBT751.
- » Press the **Color Mode Button** as needed to cycle through the above modes.

REAR PROJECTION MODE



- » *Press and hold* the **Power Button** to power on the iBT751.
- » Press the **Rear Projection Button** as needed to cycle through the above modes.

Contact Us: 1•800•288•2792

For full warranty and full instructions visit: www.ihome.com/support

VOICE COMMAND MODE



- » *Press and hold* the **Voice Command/Talk/End Button** for 2 seconds to access voice.

IHOME ENHANCE APP

- » This unit is compatible with the iHome Enhance App. Download it from the Apple App Store or from Google Play and link your device (select "iHome iBT751 app" on Bluetooth menu after tapping Setup Device from the app's menu). You can then make custom color adjustments, set alarms and more.



- » Press the **Smart Button** to access functions programmed in the iHome Enhance app.

FCC Information

FCC Radiation Exposure Statement

The device has been evaluated to meet general RF exposure requirement. The device can be used in portable exposure condition without restriction.

This device complies with Part 15 of the FCC Rules, operation is subject to the following two conditions: (1) This device may not cause harmful interference, and (2) this device must accept any interference received, including interference that may cause undesired operation.

- Warning: Changes or modifications to this unit not expressly approved by the party responsible for compliance could void the user's authority to operate the equipment.
- NOTE: This equipment has been tested and found to comply with the limits for a Class B digital device, pursuant to Part 15 of the FCC Rules. These limits are designed to provide reasonable protection against harmful interference in a residential installation. This equipment generates, uses and can radiate radio frequency energy and, if not installed and used in accordance with the instructions, may cause harmful interference to radio communications. However, there is no guarantee that interference will not occur in a particular installation. If this equipment does cause harmful interference to radio or television reception, which can be determined by turning the equipment off and on, the user is encouraged to try to correct the interference by one or more of the following measures:
 - Reorient or relocate the receiving antenna.
 - Increase the separation between the equipment and receiver.
 - Connect the equipment into an outlet on a circuit different from that to which the receiver is connected.
 - Consult the dealer or an experienced radio/TV technician for help.

CAN ICES-3 (B)/NMB-3(B)

Canada Statement

This device complies with Industry Canada's licence-exempt RSSs. Operation is subject to the following two conditions:

- (1) This device may not cause interference; and
- (2) This device must accept any interference, including interference that may cause undesired operation of the device.

Le présent appareil est conforme aux CNR d'Industrie Canada applicables aux appareils radio exempts de licence. L'exploitation est autorisée aux deux conditions suivantes :

- (1) l'appareil ne doit pas produire de brouillage;
- (2) l'utilisateur de l'appareil doit accepter tout brouillage radioélectrique subi, même si le brouillage est susceptible d'en compromettre le fonctionnement.

The device has been evaluated to meet general RF exposure requirement.

The device can be used in portable exposure condition without restriction.

le dispositif a été évalué à satisfaire l'exigence générale de l'exposition aux rf. l'appareil peut être utilisé dans des conditions d'exposition portatif sans restriction.

Model: iBT751

FCC ID:EMOIBT751
IC:986B-IBT751

Internal Rechargeable Lithium-ion Battery

This device uses an internal non-replaceable rechargeable lithium-ion battery that should last the lifetime of the device. If you suspect your battery may be dead, try charging it for an extended period of time and try resetting the unit. If this fails, contact Customer Service at 1-800-288-2792.

WARNING/DISPOSAL OF UNIT

Do NOT attempt to change the battery. Doing so will void the warranty and could cause injury and damage to your device.

To dispose of the unit, follow the instructions below:

- Never dispose of used batteries/electronics with ordinary solid wastes, since they contain toxic substances.
- Always dispose of used batteries/electronics in accordance with the prevailing community regulations.
- Many electronics retailers now recycle batteries and other electronic components at no charge.

GENERAL BATTERY PRECAUTIONS

- Never use or charge a battery if it appears to be leaking, discolored, deformed, or in any way abnormal.
- Never disassemble the unit or attempt to remove battery as that could cause leakage of alkaline solution or other electrolytic substances.
- Avoid charging a rechargeable battery when the temperature is not within 5°C - 35°C (41° - 95° Fahrenheit).
- Never expose a battery to any liquid.
- Never expose a battery to excessive heat such as direct sunlight or fire. Never use a battery pack in an unventilated vehicle where excessive internal temperatures may be encountered.
- Always keep batteries out of the reach of infants and small children.