


Model: iCVBT20 QSG - US English
 size: 408mm(W) x 150mm(H)
 Folded Size: 102 x 150 mm
 Mat: 85gsm, WF paper, 1C + 1C
 Color: Black text on white background
 Oct. 22, 20.



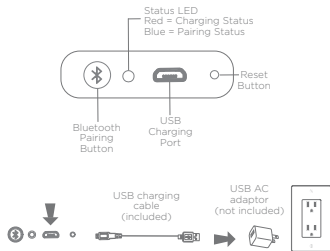
iHome Beauty PORTABLE



iCVBT20 Quick Start Guide

Charging the Mirror

- Connect the included USB charging cable to the micro USB Charging Port on the back of the unit, and the standard end to a powered USB port.



Status LED

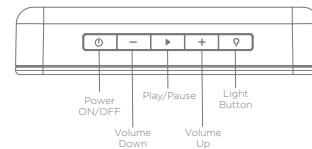
BATTERY STATUS	
● RED	charging
● OFF	fully charged
● RED	low battery (last flash)

BLUETOOTH STATUS	
● BLUE	pairing (flashing)
● BLUE	connected

1

Light Function

- Press and hold the **Light Button** to turn the light ON or OFF. (Lights are independent from Power ON/OFF.)



- Press the **Light Button** to select a brightness level: Hi, Mid, or Low.

Note: When not connected to the charger, the mirror light runs on a timer that will automatically power off after 60 minutes.

2

Audio Function

- Press and hold** power button to turn speaker ON or OFF (located on top of mirror)
- The first time the mirror is powered ON, it will automatically enter pairing mode, indicated by a voice prompt and blue flashing LED. To pair manually:
 - When mirror is ON, **press and hold** the **Bluetooth Pairing Button** (located on back of mirror) to enter pairing mode.
 - Select 'iHome PORTABLE' on your device's Bluetooth menu to connect
- Press to play / pause Bluetooth audio
- Quick press twice for Next Track
- Quick press three times for Previous Track
- Press to lower or raise volume

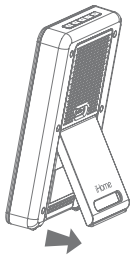
Note: If no audio is playing for 60 minutes, the unit will automatically power off to conserve the battery.

To reset Bluetooth settings, press and hold the **Bluetooth Pairing Button** for 10 seconds.

3

Adjusting the Mirror

The door on the back of the unit also works as a kickstand for the mirror.



Reset

In the event of interrupted operation, use the extended wire of a paper clip or other thin tool to push in the **Reset Button** on the back of the unit.

Maintenance

This unit comes with a cleaning cloth to keep the mirror smudge free. (If more cleaning is needed, unplug the unit and wipe down with a slightly damp cloth.)

4

WARNING/DISPOSAL OF UNIT

Do NOT attempt to change the battery. Doing so will void the warranty and could cause injury and damage to your device. To dispose of the unit, follow the instructions below:

- Never dispose of used batteries/electronics with ordinary solid wastes, since they may contain toxic substances.
- Always dispose of used batteries/electronics in accordance with the prevailing community regulations.
- Many electronics retailers now recycle batteries and other electronic components at no charge. To find a drop-off location near you, visit www.callrecycle.com

GENERAL BATTERY PRECAUTIONS

- Never use or charge a battery if it appears to be leaking, discolored, deformed, or in any way abnormal.
- Never disassemble the unit or attempt to remove batteries as that could cause leakage of alkaline solution or other electrolytic substances.
- Avoid charging a rechargeable battery when the temperature is not within 5°C - 35°C (41° - 95° Fahrenheit).
- Never expose a battery to any liquid.
- Never expose a battery to excessive heat such as direct sunlight or fire. Never use a battery pack in an unventilated vehicle where excessive internal temperatures may be encountered.
- Always keep batteries out of the reach of infants and small children.

IMPORTANT SAFETY INSTRUCTIONS

- Please heed all warnings, read and follow all instructions and keep these instructions handy for future reference.
- Do not use this product near water. Unplug unit and clean only with damp cloth.
 - Do not block any ventilation openings. Install in accordance with the manufacturer's instructions.
 - Heat - This product should be situated away from heat sources such as radiators, heat registers, stoves or other appliances (including amplifiers) that produce heat.
 - Only use attachments/accessories specified by the manufacturer.
 - Unplug this product during lightning storms or when unused for long periods of time.
 - Damage Requiring Service - This product should be serviced by qualified service personnel when:
 - Plug has been damaged.
 - Objects have fallen into or liquid has been spilled into the enclosure.
 - The unit has been exposed to rain. The unit has been dropped or the enclosure damaged.
 - The unit exhibits a marked change in performance or does not operate normally.
 - No naked flame sources, such as lighted candles, should be placed on this product.
 - Attention should be drawn to the environmental aspects of battery disposal.
 - This product is suitable for use in tropical and/or moderate climates.

WARNING

- To reduce the risk of fire or electric shock, do not expose this product to rain or moisture.
- Do not dispose of batteries in the household trash or fire.
- The mains plug of power adaptor is used as the disconnect device, it shall remain readily operable.
- If the unit is to be unused for an extended period of time, such as a month or longer, charge the unit fully before storage.
- Always use a UL/ETL certified charging adapter (not included), and the supplied USB charging cable.
- Sunlight: Never place the mirror in or expose the mirror to direct sunlight. The sun's rays can reflect to become focused and cause excessive heat and/or fire. Do not use mirror in direct sunlight as reflected sunlight could injure eyes.

5

FCC Information

This equipment complies with FCC RF radiation exposure limits set forth for an uncontrolled environment. This device complies with Part 15 of the FCC Rules, operation is subject to the following two conditions: (1) This device may not cause harmful interference, and (2) this device must accept any interference received, including interference that may cause undesired operation.

Warning: Changes or modifications to this unit not expressly approved by the party responsible for compliance could void the user's authority to operate the equipment.

NOTE: This equipment has been tested and found to comply with the limits for a Class B digital device, pursuant to Part 15 of the FCC Rules. These limits are designed to provide reasonable protection against harmful interference in a residential installation. This equipment generates, uses and can radiate radio frequency energy and, if not installed and used in accordance with the instructions, may cause harmful interference to radio communications. However, there is no guarantee that interference will not occur in a particular installation. If this equipment does cause harmful interference to radio or television reception, which can be determined by turning the equipment off and on, the user is encouraged to try to correct the interference by one or more of the following measures:

- Reorient or relocate the receiving antenna.
- Increase the separation between the equipment and receiver.
- Connect the equipment into an outlet on a circuit different from that to which the receiver is connected.
- Consult the dealer or an experienced radio/TV technician for help.

This equipment should be installed and operated with minimum distance 20cm between the radiator & your body.

ISED Information

This equipment complies with IC RSS-102 radiation exposure limits set forth for an uncontrolled environment. This device contains licence-exempt transmitter(s)/receiver(s) that comply with Innovation, Science and Economic Development Canada's licence-exempt RSS(s). Operation is subject to the following two conditions: (1) This device may not cause interference. (2) This device must accept any interference, including interference that may cause undesired operation of the device.

This equipment should be installed and operated with a minimum distance of 20 cm between the radiator and your body.

Any changes or modifications not expressly approved by the party responsible for compliance could void the user's authority to operate the equipment.

Cet équipement est conforme aux limites d'exposition aux radiations IC CNR-102 établies pour un environnement non contrôlé. L'émission/réception de ce matériel est autorisée sans licence à condition qu'il ne cause pas d'interférence et qu'il accepte toute interférence, y compris celle qui peut entraîner un fonctionnement indésirable de l'appareil.

L'appareil doit être installé et utilisé avec une distance minimale de 20 cm entre le radiateur et votre corps.

Tous changements ou modifications non expressément approuvés par la partie responsable de la conformité peut annuler l'autorisation de l'utilisateur d'utiliser l'équipement.

ICN 1025-303 / NMB-303

6

Limited One Year Warranty

iHome Products, a division of SDI Technologies Inc. (hereafter referred to as SDI), warrants this product to be free from defects in workmanship and materials, under normal use and conditions, for a period of one (1) year from the date of original purchase.

Should this product fail to function in a satisfactory manner, it is best to first return it to the store where it was originally purchased. Should this fail to resolve the matter and service still be required by reason of any defect or malfunction during the warranty period, SDI will repair or, at its discretion, replace this product without charge. This decision is subject to verification of the defect or malfunction upon delivery of this product to the Factory Service Center authorized by Customer Service.

If service is required, please contact Customer Service at ihome.com/support to obtain a Return Authorization Number and shipping instructions. A copy of the sales receipt is required to validate in-warranty coverage. If proof of purchase cannot be produced, the product will be deemed out-of-warranty. The date of purchase, vendor, product model number, and purchase price must be legible and verifiable.

Disclaimer of Warranty
 NOTE: This warranty is valid only if the product is used for the purpose for which it was designed. It does not cover (i) products which have been damaged by negligence or willful actions, misuse or accident, or which have been modified or repaired by unauthorized persons; (ii) cracked or broken cabinets, or units damaged by excessive heat; (iii) damage to digital media players, CD's or tape cassettes (if applicable); (iv) the cost of shipping this product to the Factory Service Center and its return to the owner.

This warranty is valid only in the United States of America and does not extend to owners of the product other than to the original purchaser. In no event will SDI or any of its affiliates, contractors, resellers, their officers, directors, shareholders, members or agents be liable to you or any third party for any consequential or incidental damages, any lost profits, actual, exemplary or punitive damages. (Some states do not allow limitations on implied warranties or exclusion of consequential damages, so these restrictions may not apply to you.) This warranty gives you specific legal rights, and you may also have other rights which vary from state to state.

Your acknowledgment and agreement to fully and completely abide by the above mentioned disclaimer of warranty is contractually binding to you upon your transfer of currency (money order, cashier's check, or credit card) for purchase of your SDI product.

© 2020 SDI Technologies, Inc. All rights reserved.
 Questions? Visit www.ihome.com

iCVBT20-QSG-102220-A

Printed in China