


iHome®

Model iHMP5
**Headphone
Speaker System**



Questions? Visit www.ihomeaudio.com

Headphone Mode

In headphone mode, privately enjoy full rich sound in comfort with noise isolation padding.

1. Connect the plug at the end of the headphone cable to the headphone or audio out jack on your audio device. Make sure audio device is turned on.
2. Turn the volume knob to adjust the volume. You may also want to adjust the volume on your audio device for the best sound level.

CAUTION: Avoid using headphones near magnets, including magnetic jewelry such as earrings, bracelets or necklaces, as the magnetic speaker switch could be activated, resulting in an abrupt unwanted increase in volume.



Speaker Mode

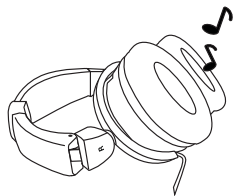
In speaker mode, a magnetic proximity switch activates the battery preamp to kick up the output for listening at room volume.



Step 1



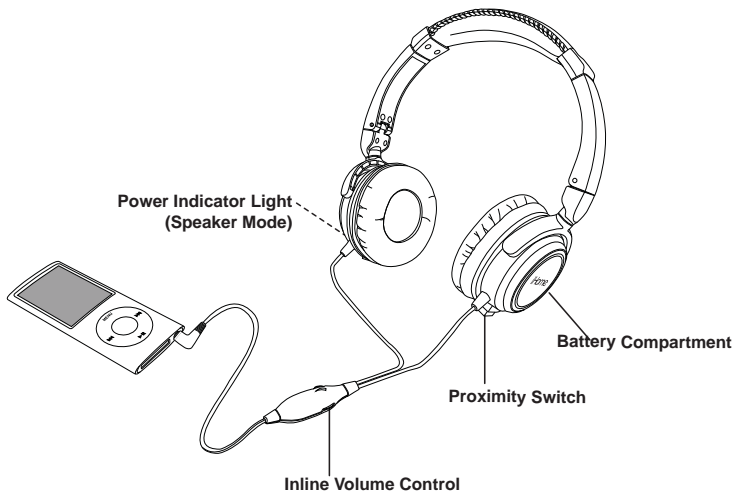
Step 2



Step 3

1. Connect the plug at the end of the headphone cable to the headphone or audio out jack on your audio device. Make sure audio device is turned on.
2. Turn the headphone cups so they are facing up when on a flat surface.
3. Press the square switch on the bottom of one cup (near the headphone cable) into the square switch socket on the other. The red power LED will light up when the connection is complete.
4. Tune the volume knob to adjust the volume. You may also want to adjust the volume on your audio device for the best sound level.

NOTE: Separate phone cups/break the connection when not using as speakers to avoid draining the batteries.



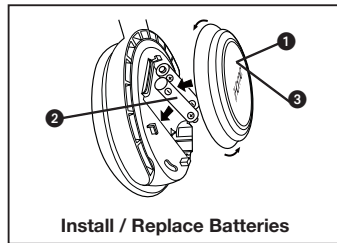
Installing/Replacing Batteries for Speaker Mode Operation

The iHMP5 uses 2 "AAA" batteries for speaker mode operation. If the sound becomes weak or distorted, it is time to replace the batteries.

1. Twist the top of the left headphone cup counterclockwise (left) to open the battery compartment cover.
2. Insert 2 "AAA" batteries as indicated.
3. Replace headphone cup cover (line up guidelines on cover and body of headphone cup) and turn clockwise (right)

Batteries information

- Do not mix old and new batteries.
- Do not mix alkaline, standard (carbonyl-zinc) or rechargeable (nickel-cadmium) batteries.



Limited 90-Day Warranty Information

iHome Products, a division of SDI Technologies Inc. (hereafter referred to as SDI Technologies), warrants this product to be free from defects in workmanship and materials, under normal use and conditions, for a period of 90 days from the date of original purchase.

Should this product fail to function in a satisfactory manner, it is best to first return it to the store where it was originally purchased. Should this fail to resolve the matter and service still be required by reason of any defect or malfunction during the warranty period, SDI Technologies will repair or, at its discretion, replace this product without charge (except for a \$10.00 charge for handling, packing, return UPS/postage, and insurance). This decision is subject to verification of the defect or malfunction upon delivery of this product to the Factory Service Center listed below. The product must include proof of purchase, including date of purchase. The fee for service without proof of purchase is \$25.00.

Before returning this product for service, please first replace the batteries (if applicable) with fresh ones, as exhausted or defective batteries are the most common cause of problems encountered.

If service is still required:

1. Remove the batteries (if applicable) and pack the unit in a well padded, heavy corrugated box.
2. Enclose a photocopy of your sales receipt, credit card statement, or other proof of the date of purchase, if within the warranty period.
3. Enclose a check or money order payable to the order of SDI Technologies, for the sum of \$10.00 (\$25.00 without proof of purchase).
4. Send the unit prepaid and insured, to the Factory Service Center listed below.

Consumer Repair Department

*SDI Technologies Inc.
1330 Goodyear Drive
El Paso, TX 79936-6420*

Disclaimer of Warranty

NOTE: This warranty is valid only if the product is used for the purpose for which it was designed. It does not cover (i) products which have been damaged by negligence or willful actions, misuse or accident, or which have been modified or repaired by unauthorized persons; (ii) cracked or broken cabinets, or units damaged by excessive heat; (iii) damage to digital media players, CD's or tape cassettes (if applicable); (iv) the cost of shipping this product to the Factory Service Center and its return to the owner.

This warranty is valid only in the United States of America and does not extend to owners of the product other than to the original purchaser. In no event will SDI Technologies or any of its affiliates, contractors, resellers, their officers, directors, shareholders, members or agents be liable to you or any third party for any consequential or incidental damages, any lost profits, actual, exemplary or punitive damages. (Some states do not allow limitations on implied warranties or exclusion of consequential damages, so these restrictions may not apply to you.) This warranty gives you specific legal rights, and you may also have other rights which vary from state to state.

Your acknowledgement and agreement to fully and completely abide by the above mentioned disclaimer of warranty is contractually binding to you upon your transfer of currency (money order, cashier's check, or credit card) for purchase of your SDI Technologies product.

© 2009 SDI Technologies, Inc. All rights reserved

**Questions? Visit www.ihomeaudio.com
or call 1-800-288-2792 Toll Free**